

brite*

Grades K-2

Year Red

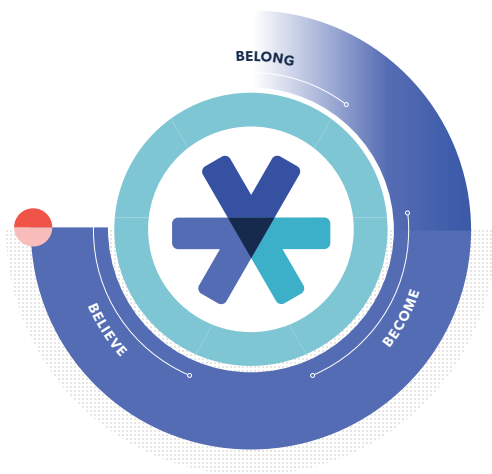
Unit 1

Lesson 1

Bible Story: Creation Overview (Genesis 1)

brite* Idea: God is the Creator of everything.

Memory Verse: John 1:3-4



➤ Believe

Deepening WORLDVIEW shaped by Scripture that reflects a global and biblical perspective, rooted in the Bible (impacts our attitude)

Leaders and kids will learn from Genesis 1 that God created the world to show who He is and so we could be with Him.

▼ Belong

Deepening AFFECTION for Jesus and other people, rooted in the Greatest Commandment (impacts our relationships)

Leaders and kids will learn that God cared about us from the very beginning when He set His plan in action.

▼ Become

Deepening ALLEGIANCE to the gospel, rooted in the Great Commission (impacts our actions)

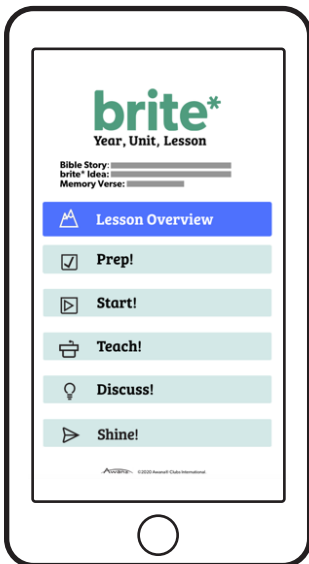
Leaders and kids will experience activities to help them look at all the details of the world and be amazed by all the things God created.

* **Spiritual Resilience** — A quality that describes the spiritual elasticity of a child or adult. The resistant strength to bend and flex, but not break against the weight of culture.



[Click here](https://britecurriculum.com/kidslesstoolred) or go to britecurriculum.com/kidslesstoolred to use the online Lesson Tool!

A digitally accessible version of this lesson that you can use or email leaders.



Lesson Overview

Start: In the “Belong” activities, kids will do one of these activities: **My Masterpiece:** Kids will make their own creations using various supplies, to help them think about the Bible story. **Guess What?:** Kids will guess which object of creation is on a card on their forehead to help them think about the Bible story.

Teach: Kids will hear the Bible story about God creating the world and everything in it from Genesis 1. You will show kids a blank piece of paper or canvas to prompt them to think about how God created the world from nothing. Kids will learn from the Bible story that God is the Creator of everything.

Discuss: In the “Believe” activities, kids will do one of these activities: **Around the World Memory Verses:** Kids will practice the memory verses playing a game that helps them remember God created the world. **Creation Station:** Kids will tell the Bible story using their own creations. In the “Become” activities, kids will do one of these activities: **Human Needs:** Kids will discuss the basic human needs to help them think about how God cared about us from the very beginning when He set His plan in action. **Zoom In:** Kids will look at zoomed in pictures of creation to think about how God created even the tiniest details.

Shine: To finish your time together, kids will do one of these activities: **Choose Your Challenge:** Kids will pick a challenge for the week to work on and take home an bookmark that has their challenge listed. **Noticing Prayer:** Kids will use their imaginations to notice the beauty and details of God’s creation and thank Him for being the Creator of everything.

Lesson Goals and Questions

You will be helping kids to grow as resilient disciples! Kids are more interested in learning if it relates to something they are curious about. Through this lesson we’re going to help kids explore these three questions they may have:

He **Question about God: Why did God create the world?**

Big Goal 1: Kids will learn that God created the world to show who He is, and so we could be with Him.

We **Question about people: When did God start caring about people?**

Big Goal 2: Kids will learn that God cared about us from the very beginning, when He set His plan in action.

Me **Question about our purpose: How important should God be to me?**

Big Goal 3: Kids will learn that we can look at the details of creation and be amazed by all the things God created.

Cultural Connection: Powerlessness

You will have the option to bring up the topic of powerlessness with kids, and encourage them in their discipleship.

prep!

start!

teach!

discuss!

shine!



[Click here](https://britecurriculum.com/kidslessonstoolred) or go to britecurriculum.com/kidslessonstoolred to use the online Lesson Tool!

A digitally accessible Supply List where you can click and choose the supplies needed for each experience!



Supply List

(itemized by experience)

- **My Masterpiece:** Any craft supplies you have on hand (such as paper, tape, modeling clay, pipe cleaners, straws, rubber bands, craft sticks, scissors, paper plates etc.)
- **Guess What?:** Printable pages (1 set per group up to 12 kids), scissors (prep only)
- **Bible Teaching Time:** Bible, a blank canvas or a piece of paper
- **Around the World Memory Verse:** Bible, a ball (or a passable object)
- **Creation Station:** Paper (1 piece per kid), markers or crayons, Bible story script or Bible
- **Human Needs:** Printable page (1 per group)
- **Zoom In:** Printable pages (2-sided, 1 set per group)
- **Choose Your Challenge:** Printable pages (2-sided, 1 per kid) on cardstock, pencils
- **Noticing Prayer:** None

Note: We like to keep the supply list simple for you, but if you like to add in some more dazzle to your lesson, check out the suggestions in our Downloads on the Lesson Portal.

Disciplemaker Devotional

Every day, you have the opportunity to choose to be a resilient disciple of Jesus in the difficult circumstances that you are facing. What does living out your love for God look like in your life today?

If you've ever marveled at a beautiful sunset, the ocean, or the Grand Canyon, you've seen the masterpiece of our Creator. Creation is a way we see glimpses of God every day. All of creation points to Him. As Psalm 19:1-2 puts it: *The heavens declare the glory of God; the skies proclaim the work of his hands. Day after day they pour forth speech; night after night they reveal knowledge* (NIV). It can be easy to overlook the beauty and the power in the world around us because we're busy or we're just not focused on it, but the next time you see something beautiful in nature, pause and thank the Creator.

God, Thank you for the amazing beauty You have created. Help me to look for You in the creation around me. Amen.

Bible Story Summary

The first chapter of Genesis tells how God created the world from nothing, in six days. He created the earth, sun, moon, and stars; the light and darkness; the land and sea; and all the living creatures on the earth. He created man and woman, and He said it was good. God is the Creator, all things were made by Him!

prep!

start!

teach!


discuss!

shine!



[Click here](https://britecurriculum.com/kidslessonstoolred) or go to britecurriculum.com/kidslessonstoolred to use the online Lesson Tool!

A digitally accessible Bible Memory Verse where you can view the memory verses and click the bottom button to access it on the Bible App!



Bible Memory Verse: John 1:3-4

ESV: *All things were made through Him, and without Him was not any thing made that was made. In Him was life, and the life was the light of men.*

NIV: *Through Him all things were made; without Him nothing was made that has been made. In Him was life, and that life was the light of men.*

KJV: *All things were made by Him; and without Him was not any thing made that was made. In Him was life; and the life was the light of men.*

NKJV: *All things were made through Him, and without Him nothing was made that was made. In Him was life, and the life was the light of men.*

Disciplemaker Tip

We often focus on what we can control, what we can pull off, what we can do in terms of programming — which doesn't always equate to child discipleship. We have to make a shift to prioritize child discipleship so that future generations of children and students can experience the love of Jesus and respond to the invitation of the gospel. Discipleship happens with the presence of loving, caring adults who are being intentional and faithful in engaging children. During their time together, these Christ-like adults engage relationally so that these children feel known, loved, cared for. The kids are hearing and experiencing God's Word. And we see kids being shown how to engage the culture and live outside of the simulation of "weekend church," loving and leading like Jesus. Learn more about developing a kid first focus at resilientdisciples.com/developakidfocus.

Disciplemaker Resource

There's a lot to think about as you start a new year of ministry. Feel confident and comfortable using the brite* resources to disciple the kids in your care. Go to resilientdisciples.com/introtobrite to learn about how to use brite* and serve kids in your ministry. You are building resilient disciples in the kids in your group by deepening their worldview, affection for God and others, and allegiance to the gospel in action.

prep!

start!

teach!

discuss!

shine!

Choose One!

Check the box of the one you plan to use!

Belonging Experience 1

My Masterpiece

Supplies Needed: Any craft supplies you have on hand (such as paper, tape, modeling clay, pipe cleaners, straws, rubber bands, craft sticks, scissors, paper plates)

Goal: To help kids connect and belong, while also getting them to think about the Bible story for today.

Quick Instructions: Place a variety of craft supplies in the middle of your group. Tell the kids they're going to be inventors/artists, and they get to use their imaginations and any of the supplies in front of them to create a masterpiece! *Optional: Split the kids into teams and give each team specific supplies to work with.* Allow them to share and talk about their finished creations. End by telling the kids that today we're going to hear a Bible story about God and how He created the world out of nothing.

Discussion Questions:

- Was it easy or hard to create something new from the supplies you were given? Why or why not?
- How would you feel if you were in charge of creating things?
- What was the best and worst part of your week? How did you grow as a resilient disciple of Jesus?

Belonging Experience 2

Guess What?

Supplies Needed: Printable pages (1 set per group up to 12 kids), scissors (prep only)

Goal: To help kids connect and belong, while also getting them to think about the Bible story for today.

Quick Instructions: Place the cards face down in the middle of your group. Each kid will take a turn drawing a card (without looking at the image!) and holding the card up against their forehead so the rest of the group can see the image. The group will act out the image, while the person holding the card guesses what it is. *Hint: All of the images are some sort of creation.* Take turns going around the circle until every child has had a turn. After the game, tell the kids that today we're going to hear a Bible story about God and when He created the world.

Discussion Questions:

- What is your favorite part of creation?
- If you could create anything new, what would it be?
- What was the best and worst part of your week? How did you grow as a resilient disciple of Jesus?

prep!

start!

teach!

discuss!

shine!



[Click here](#) or go to britecurriculum.com/kidslessonstoolred to use the online Lesson Tool.

 [PowerPoint®:](#)
[Download available!](#)

* **Need help with music?**
[Click here](#) to check out worship song suggestions for each lesson on the brite* kids Spotify® playlist!

Host Teacher Welcome

Which part of nature would you want to see up close?

Stand up when I say something you'd be interested in seeing. You can vote for more than one choice:

- The tallest mountain
- A giant waterfall
- Deep in the ocean
- The surface of the moon
- An active volcano

What is the most interesting thing in nature you've ever seen? Have you ever seen any of the things I mentioned? There are so many beautiful and amazing parts of our world. Have you ever wondered how it all got here? Have you ever wondered why the sun sets, where the oceans came from, or why there are so many animals? Have you ever wondered how bees know how to pollinate flowers?

There are so many questions we all wonder about — even if we never ask them out loud to anyone. What we learn from the Bible can help us answer all kinds of questions and help us know how to act in all kinds of situations.

Today's questions are:

- Why did God create the world?
- When did God start caring for people?
- How important should God be to me?

Let's pray and ask God to help open our hearts and ears to hear Him.

Prayer

Dear God, thank you for Your Word, the Bible. I pray that You would help us to learn what You have to say to us today. Amen.

Find It in the Bible


Show the slide or video for this section.

Our Bible story takes place in Genesis the first book of the Old Testament. The Bible is 100 percent true, and God gave us the Bible so that we could know Him. The Bible has two parts: the Old Testament and the New Testament.

Open a Bible and show the kids the title page for the book of Genesis. Show the Books of the Bible slide or play the "Books of the Old Testament" [song](#).

Genesis is the first book of the Old Testament, and is a part of the Bible called the Pentateuch, which means *five*. The Pentateuch is made up of books that teach about the creation of the world, God's relationship with His people, sin hurting that relationship, and God's promise to restore that relationship. Our Bible story today tells us how God created the world from nothing, and did it all in six days. God said it was good. We can see from the very beginning that God cared about people and had a plan for the world.



 Find It in the Bible Video: [Click here](#) to view or download!

 [PowerPoint:](#)
[Download available!](#)

prep!

start!

teach!

discuss!

shine!



[Click here](#) or go to britecurriculum.com/kidslesstoolred to use the online Lesson Tool.



▶ Intro Video: [Click here](#) to view or download!

☰ [PowerPoint:](#)
[Download available!](#)



▶ Bible Story Video: [Click here](#) to view or download!

☰ [PowerPoint:](#)
[Download available!](#)

Intro Section

Show the video for this section or use the script below.

Show the kids a blank piece of paper or canvas.

Have you ever watched an artist create a painting? What does the painting look like before the artist starts? Allow kids to respond.

That's right — there's nothing there! The artist starts with a blank canvas and uses paint colors to make it into something beautiful. The artist turns a blank canvas into a masterpiece.

Bible Story

Creation Overview

Show the Bible Story video or read *Genesis 1* from the Bible or from the downloadable scripts. Then follow the script below.

What did God create first?

- Light and darkness
- Night and Day

What did God use to create the world?

He created the world from nothing. He spoke it into existence! God is the only One who can do that. It shows us how powerful He is.

What else did God create?

- Day two: sky and water
- Day three: plants and the land
- Day four: sun, moon, and stars
- Day five: sea creatures and birds
- Day six: animals and humans
- Day seven: God rested

What did God say after He created everything?

He said it was good. The earth, the sun, moon, stars, and planets didn't all just happen by chance. God created it all on purpose — exactly as He wanted it to be. It was just right! It shows us how creative God is, and how much He cares about us because of the care He took in creation.

What does creation tell us about God?

If you took a handful of sand from the beach and threw it down without looking, and it fell into place when it landed, creating the most beautiful sandcastle you've ever seen, would you be surprised? That wouldn't happen by chance. A beautiful sandcastle would need to be created on purpose. The world and all of nature — the stars and rivers and oceans and mountains, it didn't all happen by chance. It was created by the ultimate Creator, God. He created the world to show us who He is and created people to have a relationship with Him.

prep!

start!

teach!

discuss!

shine!



[Click here](#) or go to britecurriculum.com/kidslesstoolred to use the online Lesson Tool.



▶ Conclusion Video:
[Click here](#) to view or download!

☰ PowerPoint:
[Download available!](#)

When did God start caring for people?

When we look at how God created the world, we can see that He had a plan to have a relationship with us from the very beginning. God provided places for us to live (dry land). He created ways for food to grow. He brought order to our world so that we could live in it. God cared for us from the very beginning when He set His plan in action.

Does this make sense?

We know as humans we can't create something out of nothing. But we know that God is the Creator of all things. He took nothing and made it His masterpiece. Let's find out more about how God is the greatest artist. Let's check out this video.

Conclusion ☰ ▶

Show the video for this section, and then use the script below.

What is the role of an artist in creating a painting?

The artist is the one who imagines the painting, creates it, and values it.

How is God like an artist?

God is a great artist, and the world is His masterpiece. He paints the sunsets and put the stars in the sky. He imagined the world. Most importantly, He created us and placed us in the world to have a relationship with Him. Just like an artist values their painting, God cherishes His masterpiece.

How important should God be to us?

When we look at all the details of the world and all of the amazing things God created, we can praise Him and see how amazing He is. He created the different seasons, the snow, the rain, the flowers — all the beauty we see in nature. Just like our memory verses tells us, nothing exists except for what God created.

prep!

start!

teach!

discuss!

shine!



[Click here](https://britecurriculum.com/kidslessonstoolred) or go to britecurriculum.com/kidslessonstoolred to use the online Lesson Tool.



[PowerPoint:](#)
[Download available!](#)



[PowerPoint:](#)
[Download available!](#)

Memory Verse

We memorize Bible verses because God gave us the Bible, and by memorizing verses, we remember the truth within it. These verses tell us that God is the Creator of everything.

Say the verses, John 1:3-4, slowly with the kids, pointing to each word as you say it. If any of your kids want more of a challenge, add the second part of the verse for them to memorize as well.

ESV: *All things were made through Him, and without Him was not any thing made that was made. In Him was life, and the life was the light of men.*

NIV: *Through Him all things were made; without Him nothing was made that has been made. In Him was life, and that life was the light of men.*

KJV: *All things were made by Him; and without Him was not any thing made that was made. In Him was life; and the life was the light of men.*

NKJV: *All things were made through Him, and without Him nothing was made that was made. In Him was life, and the life was the light of men.*

Think about ways to remember that during your week!

Point to Jesus

Gospel Message: You may have heard the word *gospel* in church. The gospel is the good news. God wants everyone to know this good news and to not miss out on this invitation! Here's the gospel in four main words: God, Us, Jesus, Trust.

God: God is all-powerful and holy. He knows and sees everything, and rules over everything. God is loving too. God created all people in His image, and we are valuable to Him.

Us: But we have sinned and are separated from God. What is sin? Sin is anything we think, say, or do that disobeys God. The penalty for sin is death and separation from God forever.

Jesus: But because God loves us so much, He sent His one and only Son, Jesus, to pay the penalty for our sin. Jesus died in our place. But He did not stay dead — He rose again three days later. Through Jesus, we are offered the free gift of eternal life!

Trust: God gives salvation (rescuing from our sin) to everyone who places their trust in Jesus as their Savior. What is trust? It means that we rely on what Jesus did. You cannot be saved from sin by doing good things, but only through what Jesus did for you.

What's Next: When you are a Christian, you grow as a resilient disciple, a brave and loving follower of Jesus. Your love for God and the people around you gets deeper and stronger. Your attitude is shaped by the Bible, and that changes how you see the world. Your commitment is to show your love for Jesus in what you do and say every day.

Connect to Today's Story: Today's Bible story tells us about God creating the world and everything in it, including humans. He created us to have a relationship with Him. We can do that because of Jesus.

Ask kids to pray to thank Jesus for being their Savior.

prep!

start!

teach!

discuss!

shine!



[Click here](https://britecurriculum.com/kidslesstoolred) or go to britecurriculum.com/kidslesstoolred to use the online Lesson Tool.



[PowerPoint:](#)
[Download available!](#)

Host Teacher Ends Teaching

Today we learned that God is the Creator of all things and that all things that exist were made by Him. When we look at nature and the world all around us, it reminds us of God's care for us from the very beginning. We can thank God for being the Creator of everything.

There are so many questions we all wonder about — even if we never ask them out loud to anyone. What we learn from the Bible can help us answer all kinds of questions and help us know how to act in all kinds of situations.

In our Bible story today, we learned how to think about the answers to these questions:

- He** **Question about God: Why did God create the world?**
We learned that God created the world to show who He is, and so we could be with Him.
- We** **Question about people: When did God start caring about people?**
We learned that God cared about us from the very beginning, when He set His plan in action.
- Me** **Question about our purpose: How important should God be to me?**
We learned that we can look at the details of creation and be amazed by all the things He created.

These questions are big, and by knowing Him through the Bible, God can help us to take on life's challenges!

When we take on life's challenges as followers of Jesus, we are being resilient disciples!

What does it mean to be a resilient disciple?

When you are a resilient disciple, a brave and loving follower of Jesus, this is your identity. You see the world through what you learn from the Bible, and it impacts your actions. You grow every day in your love for God and it affects your attitude and the way you care for the people around you.

Think of a person you know who most shows a love for God in their life, especially in circumstances like we talked about today. You have the chance to grow in your own relationship with God like that too!

Let's keep all of this in mind as we explore more about these things in our small groups!

prep!

start!

teach!

discuss!

shine!

Choose One!

Check the box of the one you plan to use!

Believing Experience 1

Around the World Memory Verses

Supplies Needed: Bible, a ball (*or passable object*)

Goal: Have kids do this activity to become more familiar with the Bible verse so they can better remember it.

Quick Instructions: Put a ball on the floor in the middle of your group, and have the kids stand up and make a big circle around the ball. Have them walk around the ball, which represents earth, and stop when you say "Stop." Then close your eyes and toss or roll the ball to one kid, and have them say the memory verses, John 1:3-4. Put the ball back in the middle of the circle and play several rounds. Then discuss the meaning of the verses and how amazing it is to know God created the world.

Discussion Questions:

- How do I look up a Bible verse? Let's work together to find it in the Bible.
- What do these verses tell us about God?
- When you think about God creating something out of nothing, what comes to mind?

Believing Experience 2

Creation Station

Supplies Needed: Paper (1 piece per team), markers or crayons, Bible Story script or Bible

Goal: Have kids do this activity to become more familiar with the Bible story so they can better remember it.

Quick Instructions: Divide your group into six teams. Assign each group a day of creation. Hand out the paper and coloring supplies and instruct the groups to draw their day of creation. Collect the drawings, and then read the Bible story. As you get to each day of creation in the story, pause to allow the child who drew the picture for that day of creation to explain what they drew.

Discussion Questions:

- What do you imagine it was like when God created the world?
- What does this Bible story tell us about God?
- Why should the story of creation be important to us?

prep!

start!

teach!

discuss!

shine!

Choose One!

Check the box of the one you plan to use!

Becoming Experience 1 Human Needs

Supplies Needed: Printable page (1 per group)

Goal: Help kids think about how creation shows God's care for us.

Quick Instructions: Take out the printable and discuss our basic human needs (not what we *want*, but what we *need* to live). When we look at how God created the world, we can see that He had a plan to have a relationship with us from the very beginning. God provided for our needs. Looking back at creation, how did God create the world with us in mind? Discuss how God provided for these basic human needs in the way He created the world. God cared for us from the very beginning when He set His plan in action.

Discussion Questions:

- What does the world tell us about God?
- How does knowing this true story about how God created the world with you in mind change the way you think about God?
- What can you do this week to take care of the earth God created and make it a better place to live?

Becoming Experience 1 Zoom In

Supplies Needed: Printable pages (2-sided, 1 set per group)

Goal: Kids are encouraged to see how this Bible story and ideas from it could apply to their lives.

Quick Instructions: God created the world and everything in it with great care and detail. Take out the Zoom In cards and allow the kids to guess what the picture is by looking at the details. Then reveal the zoomed out image to see if their guess was correct. Then tell them there are 8.7 million forms of life in the world. That includes plants, animals, and, of course, humans. Discuss how amazing it is that God created each of those things on purpose; from the tiniest insect, to the largest whale in the ocean, it was all created by God.

Discussion Questions:

- Is it easy for you to believe God created the world from nothing? Why or why not?
- We just talked about how God created the world with great detail. What's your favorite place or thing in the world? Why do you think God made the world so different and interesting?
- What can you do this week to take care of the earth God created and make it a better place to live?

prep!

start!

teach!

discuss!

shine!

Choose One!

Check the box of the one you plan to use!

Challenge Experience 1

Choose Your Challenge

Supplies Needed: Printable pages (2-sided, 1 per kid) on cardstock, pencils or crayons

Goal: To help provide kids with an active way of applying what they have learned from the Bible story and choosing real ways of practicing it during the week.

Quick Instructions: Give each kid a bookmark to take home that gives them three options to choose from to apply what they learned. Encourage them to think about which challenge they want to try this week, and have them check the box for that challenge. Have the kids tell the story through the illustrations provided.

Discussion Questions:

- When could you practice one of these challenges this week?
- Is there one of the challenges that you find easier to do? Which one and why?
- Which of these challenges could most help you grow in how you love Jesus this week?

Challenge Experience 2

Noticing Prayer

Supplies Needed: None

Goal: For kids to encounter God by imagining all the details of creation, and to pray, thanking God for being the Creator of everything.

Quick Instructions: Lead the kids through a noticing prayer. Imagine you are at a beach — what do you see, hear, feel? Then pray, thanking God for the tiniest details of our world. Allow the kids to try it once on their own, then remind the kids that every time we see something beautiful in nature, we can thank God for being the Creator of everything.

Discussion Questions:

- How did you feel when you were praying today? Why do you think you felt that way?
- When is one time this week that you could practice this kind of prayer?
- What part of creation are you the most thankful for? How can you show God this week that you're thankful He is the Creator of everything?

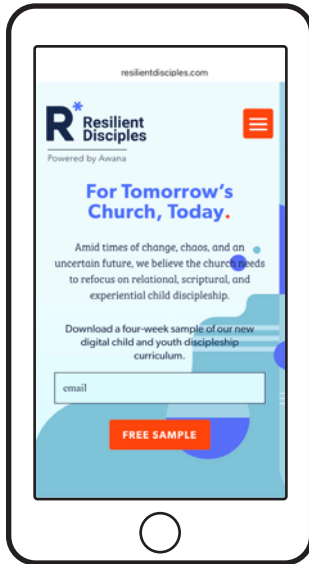
prep!

start!


teach!

discuss!

shine!



* [Click here](#) or visit resilientdisciples.com for information on building more disciples.

 [Click here](#) or go to britecurriculum.com/kidslessonstool/ to use the online Lesson Tool.

Apply It to Tough Issues

Powerlessness

Many kids are currently facing feelings of powerlessness and vulnerability due to their circumstances. Studies show that issues such as poverty, natural disasters, violence, and insecure housing may affect children's mental health. These kids can end up with high levels of toxic stress that have long-term negative impact.¹ Even kids who don't face extreme circumstances can feel especially vulnerable and powerless, and this may include some of the kids that you know. Regardless of how deeply the kids in your group are impacted by these issues, it is important for them to know that God is bigger and more powerful than anything. If this is a sensitive issue for kids in your group, take a minute to talk about this and share with them that our all-powerful God sees them and loves them. Help them understand that when they feel powerless or vulnerable, they can remember that God is powerful, and they can turn to Him. Read Isaiah 40:29 and talk about how God gives strength to the weary and increases the power of the weak. Help kids understand that they can follow Jesus, even in hard times, by remembering to live in a way that relies on God and His power, to love Him and other people. Explain to kids that as resilient disciples, brave and loving followers of Jesus, their lives might have hard things in it, but God is always with them. Remind them that their growing relationship with Jesus is what will make it possible to love people deeply, see the world more clearly, and know what to do about whatever comes their way. Also encourage any child who is concerned about these issues to talk to a leader about it, and be sure to have leaders ready to listen to these issues and to report any overly concerning situations, as your church policy outlines.

Disciplemaker Tip

In little and big ways, you are making a difference in the lives of each of these kids, as they grow into resilient disciples of Jesus!

What was the last big trip you went on? Was it a fun vacation with you family or a business trip? Whatever the reason for your travel, you had to prepare for your trip in some way. You are embarking on a spiritual journey with a special group of kids chosen by God for you. There are few trips as important as this one. It will take a little discipline on your part, but a little preparation is necessary and really will go along way. Use the digital lesson tool for a convenient way to prepare your heart and mind to lead kids this week.

Goodbye

Remind the kids that God loves them, and that they are resilient disciples of Jesus, who get to show their love for God every day in how they think, speak, and act.

As the kids leave, encourage each one that the Bible tells them God created the world and everything in it, and they can look at the world around them this week and thank God.

Make sure kids take home their Challenge bookmarks to look at during the week, and explain to parents that the bookmarks are a reminder for kids to think about what they are learning in the Bible.

¹ <https://health.usnews.com/health-care/patient-advice/articles/2018-10-03/extending-mental-health-help-to-vulnerable-kids>